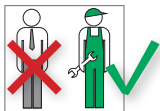


FIX KIT Radiator Connection Module

for installation with M8 hanger bolt



Work on heating and domestic water systems must only be done by qualified professional personnel and in accordance with the respective applicable regulations, guidelines and rules of engineering.



Refer in particular to:

DIN 14336: Heating systems in buildings - Installation

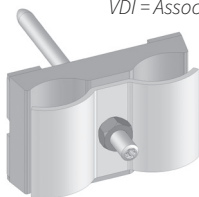
DIN 18380: Heating systems and central hot water heating systems

VDI 2035: Scale formation in water heating systems

BGV: German Professional Association Regulations (accident prevention regulations)

(DIN = The German Institute for Standardisation

VDI = Association of German Engineers)

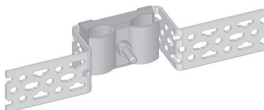


FIX KIT Radiator Connection System

Installation system for radiators with integrated valve with concealed wall moulding (axial distance 50 mm)

Further components available at Simplex:


- **Radiator Connection Set, Masonry**
for wall slot installation
Article no. F13566



- **Radiator Connection Set, Dry Construction**
for panel wall installation
Article no. F13565



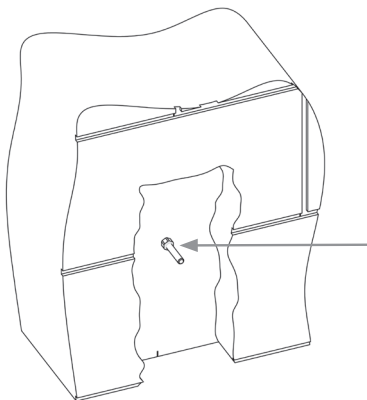
- **Copper Pipe Elbow 15 mm (nickel-plated)**
with insulating hose
(insulating thickness 13 mm),
with heat conductivity 0,040 W/(mK)
Article no. F13567



The illustrations are symbolic and may differ from the respective product. Errors and technical changes reserved.

Mounting

- 1 Fix the M8 hanger bolt e. g. in the brick wall.



- 2 Mount the connection module and adjust the pipe elbow horizontally and at right angles to the wall.

